

# **CITY OF MARYVILLE**

## **MISSOURI**

---

### **ANNUAL BUDGET**

Fiscal Year 2006

---

**MAYOR**  
Michael Thompson

**MAYOR PRO TEM**  
Chad Jackson

**COUNCIL MEMBERS**  
Carole Coutts  
Pat Cummings  
John Jasinski

**CITY STAFF**  
Matthew Unrein, Acting City Manager  
David Baird, City Attorney  
Greg Decker, Public Works Director  
Jo Gill, City Clerk  
Denise Town, Finance Director  
Keith Wood, Public Safety Director

September 30, 2005

Citizens of Maryville, Honorable Michael Thompson, City Council and staff:

Pursuant to State and Federal guidelines the City of Maryville, Missouri, hereby presents a balanced budget for fiscal year 2006. The budget of the City of Maryville is prepared by City Staff under the guidance of the City Manager. The budget was presented to the City Council for discussion and review before a public hearing for citizen input on the budget. The budget was voted on and approved unanimously by the City Council on August 22, 2005.

City staff and the City Council have again been presented some unique financial challenges for Fiscal Year 2006. However, through the continued encouragement of the City Council and perseverance of city staff all necessary improvements and all essential municipal services were funded. This cooperative spirit has again spilled over into our community and into its projects in the shape of new developments and partnerships. Just a few months ago Northwest Missouri State University announced that Ventria Bioscience will be making Maryville its home for the research and development of its life saving bioengineered products. As with any successful project it began with a vision of the future. One such vision that will soon be realized is the Northwest Missouri Regional Airport's vision to become a regional airport. This first phase will break ground on a Terminal Building and 600' of new runway that will drastically change the usability of the airport. Another forward looking project is the construction of a new primary sewer lift station on the East side of the City. As a capstone to Mozingo Park development the Youth Camp Multi-Purpose Building will finally be finished and a second two bedroom (handicap accessible) Rustic Cabin will be added on the park side. In summary, there are always more programs and services we would like to fund, but the mainstays of municipal services are fully funded.

As with many other communities throughout the nation Maryville has experienced some minor economic declines in our tax revenue. I believe that these fluxes in revenue are only temporary setbacks in what looks to be a new era of growth and prosperity in Maryville. The competition of the City's second TIF will bring new business and help to solidify existing ones. The City Council has again given city staff the charge of making economic development our first priority and we will again answer. It is through this positive environment that the city will be better able to attract new business, both retail and industry. The stage has been set for the continued growth and expansion of the City of Maryville. I am excited to be a part of Maryville's realization of our holistic dynamic effort to become a destination for business and industry and a desirable place to live and work; all constituents of our continued success.

Respectfully submitted,

Matthew Unrein, Acting City Manager

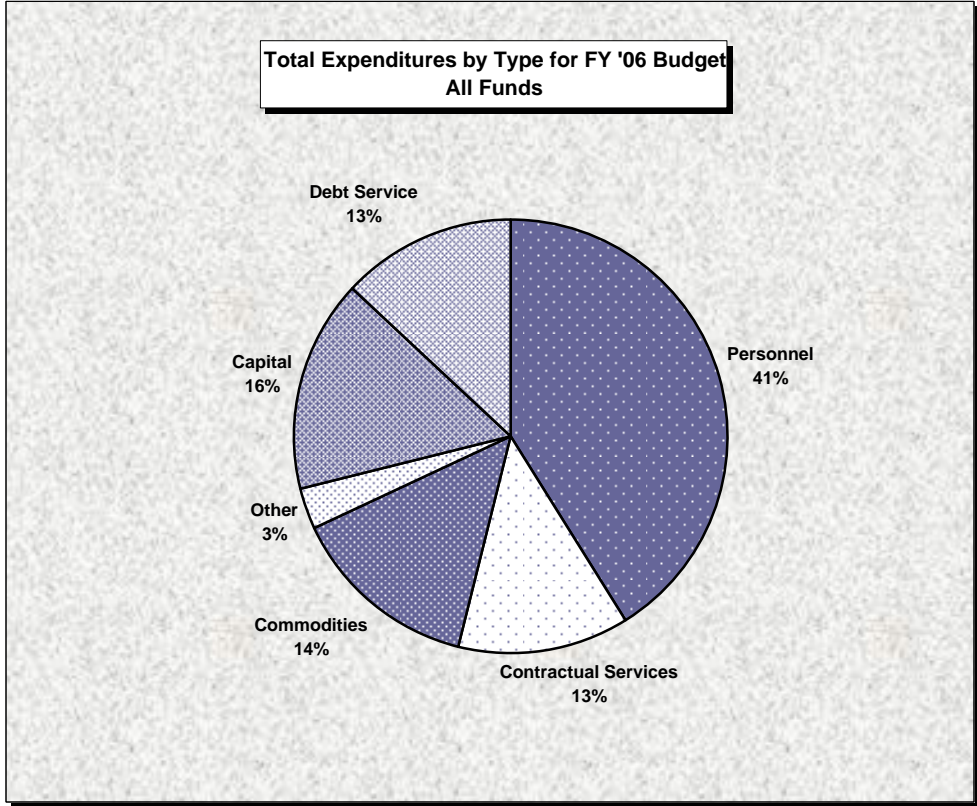
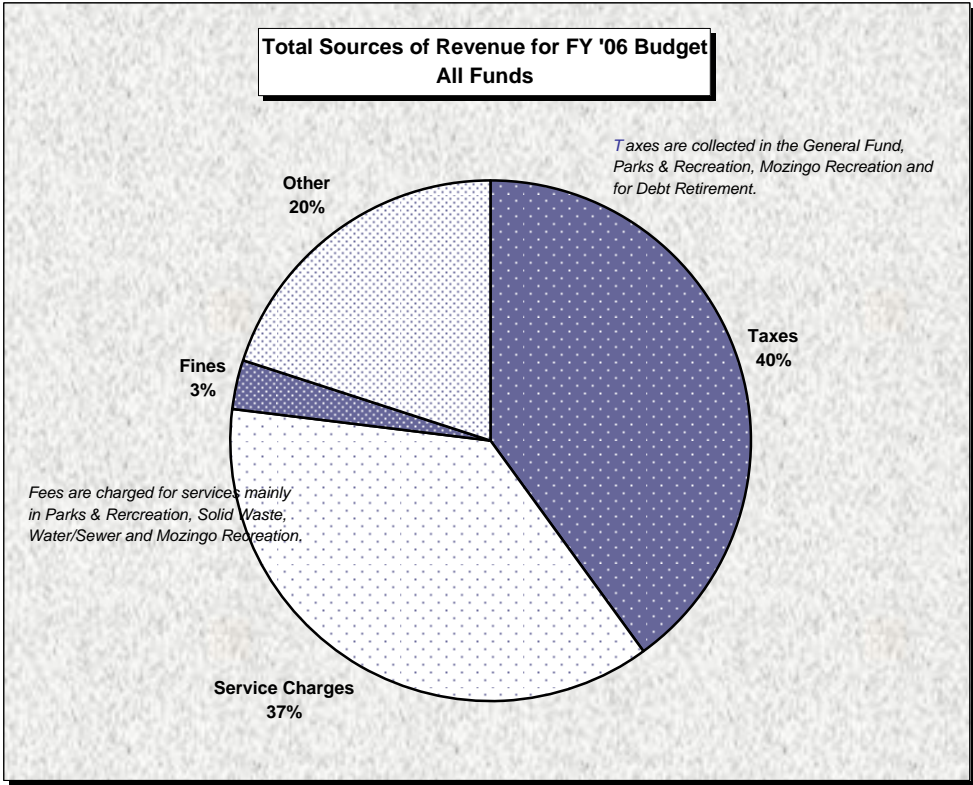
REVENUE SUMMARY

FUND	Advalorem Taxes	Sales Taxes	Franchise Taxes	Excise Taxes	Other Taxes	Licenses & Permits	Fines & Forfeitures	Service Charges	Other Agencies	Property Revenues	Intra Gov't	Other Revenues	Lease Proceeds	Totals
General	\$ 376,510	\$ 1,598,780	\$ 642,190	\$ 337,750	\$ 133,000	\$ 67,650	\$ 329,800	\$ 23,700	\$ 1,539,116	\$ 9,780	\$ 348,318	\$ 186,500	\$ ---	\$ 5,593,094
Park & Recreation	366,000	190,000	---	---	1,500	---	---	475,150	---	---	---	25,825	---	1,058,475
Debt Retirement	146,700	193,500	---	---	---	---	---	---	---	---	---	10,000	---	350,200
Solid Waste	---	---	---	---	---	---	---	594,000	---	---	---	2,150	---	596,150
Water/Sewer	---	---	---	---	---	---	---	2,635,322	---	---	700	96,500	400,000	3,132,522
Mozingo Recreation	---	801,327	---	---	---	---	---	767,400	---	---	---	25,200	---	1,593,927
Central Garage	---	---	---	---	---	---	---	98,973	---	---	---	---	---	98,973
Group Insurance	---	---	---	---	---	---	---	---	---	---	813,305	47,106	---	860,411
Cemetery Perpetual	---	---	---	---	---	---	---	---	---	---	---	6,000	---	6,000
Totals	889,210	2,783,607	642,190	337,750	134,500	67,650	329,800	4,594,545	1,539,116	9,780	1,162,323	399,281	400,000	13,289,752
Less: General	---	---	---	---	---	---	---	---	---	---	(335,718)	---	---	(335,718)
: Water/Sewer	---	---	---	---	---	---	---	---	---	---	(700)	---	---	(700)
: Central Garage	---	---	---	---	---	---	---	(98,973)	---	---	---	---	---	(98,973)
: Group Insurance	---	---	---	---	---	---	---	---	---	---	(813,305)	---	---	(813,305)
Grand Totals	\$ 889,210	\$ 2,783,607	\$ 642,190	\$ 337,750	\$ 134,500	\$ 67,650	\$ 329,800	\$ 4,495,572	\$ 1,539,116	\$ 9,780	\$ 12,600	\$ 399,281	\$ 400,000	\$ 12,041,056
<b>% of Total Revenues</b>	<b>7.38%</b>	<b>23.12%</b>	<b>5.33%</b>	<b>2.80%</b>	<b>1.12%</b>	<b>0.56%</b>	<b>2.74%</b>	<b>37.34%</b>	<b>12.78%</b>	<b>0.08%</b>	<b>0.10%</b>	<b>3.32%</b>	<b>3.32%</b>	<b>100.00%</b>

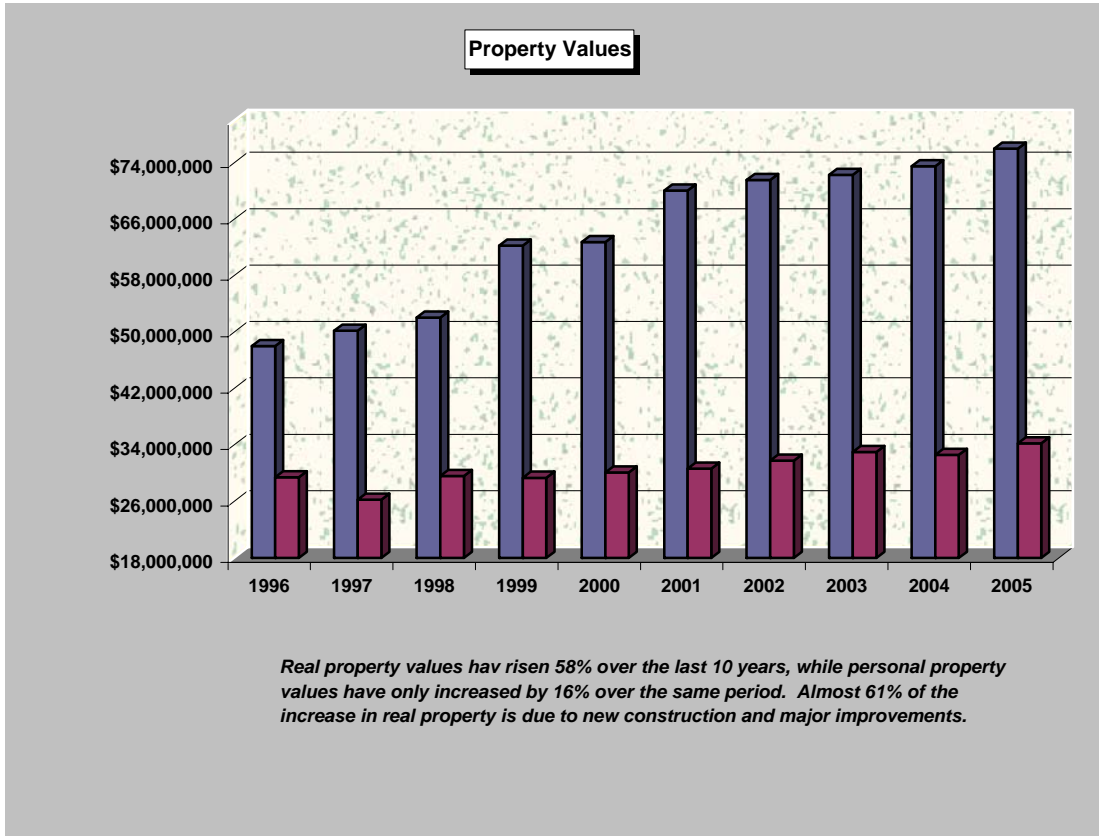
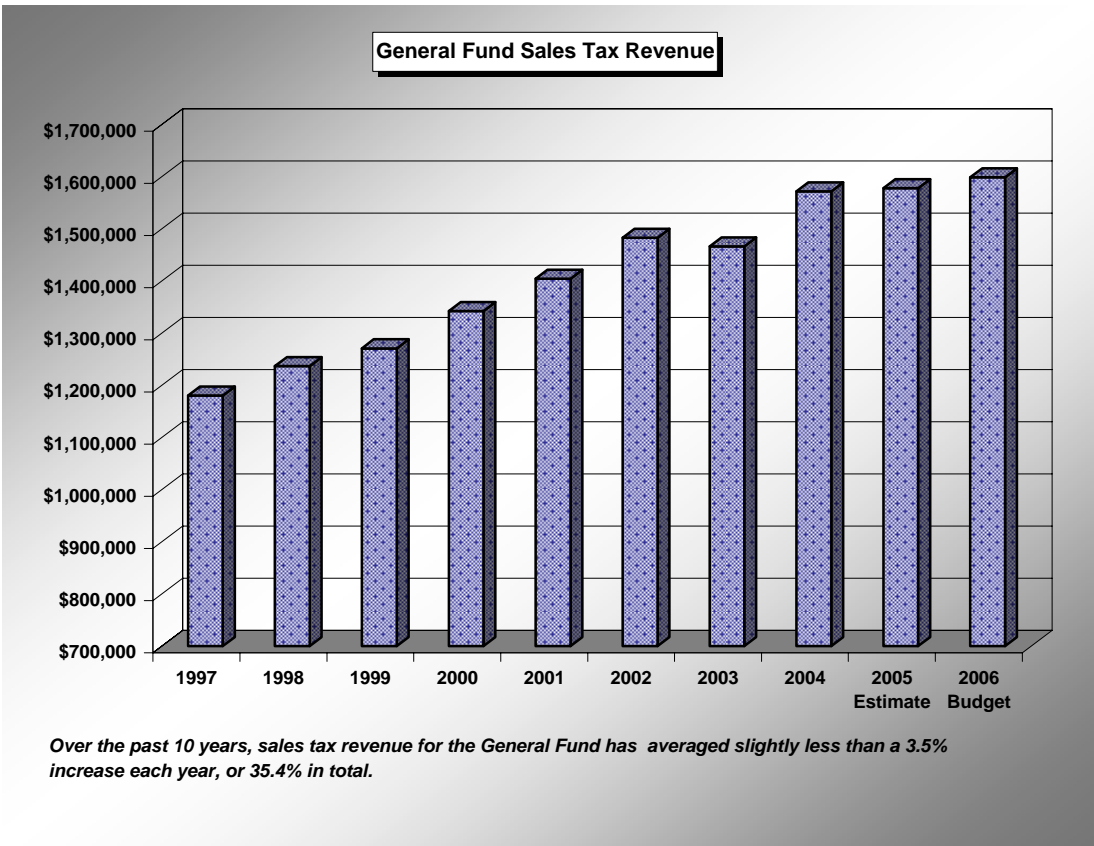
**EXPENSE SUMMARY**

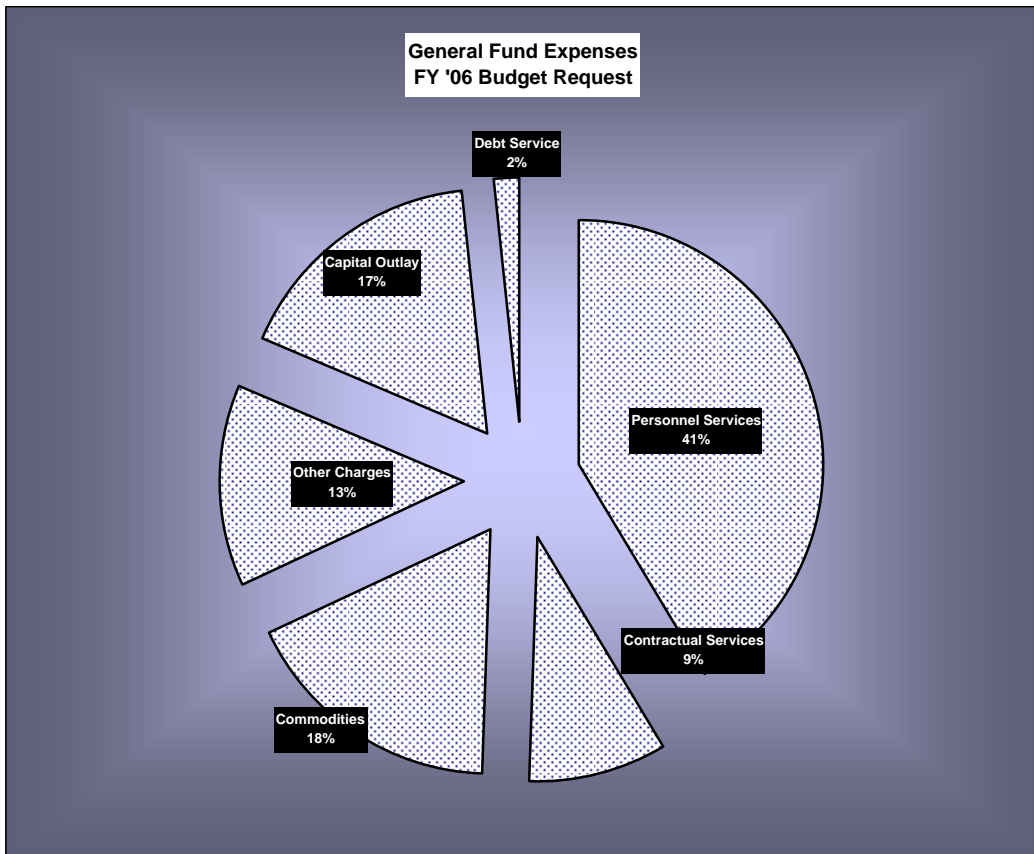
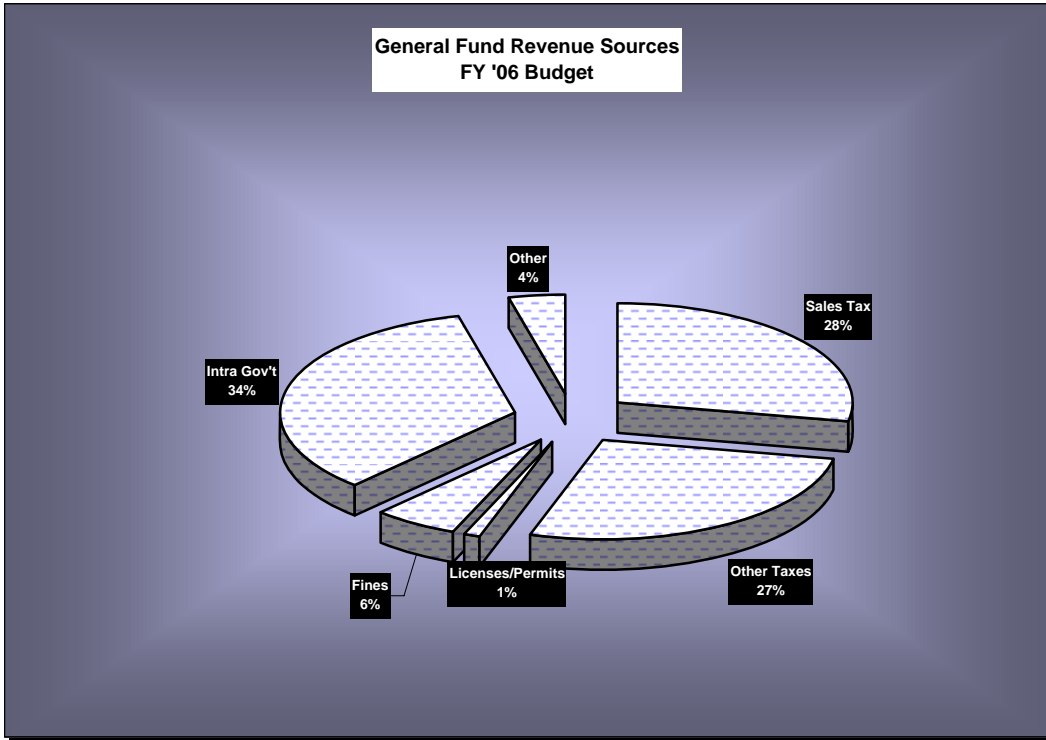
FUND	Personnel Services	Contractual Services	Commodities	Charges Other	Total Operating	Capital Outlay	Debt Service	Total
General	\$ 2,595,712	\$ 572,830	\$ 1,102,606	\$ 191,676	\$ 4,462,824	\$ 1,059,805	\$ 105,085	\$ 5,627,714
Park & Recreation	637,274	180,125	127,212	49,532	994,143	25,313	42,622	1,062,078
Debt Retirement	---	5,600	---	500	6,100	---	330,228	336,328
Solid Waste	119,613	394,345	17,000	32,387	563,345	60,000	---	623,345
Water/Sewer	795,004	498,668	180,650	167,300	1,641,622	594,500	984,794	3,220,916
Mozingo Recreation	821,612	144,165	215,700	68,371	1,249,848	185,800	146,173	1,581,821
Central Garage	61,835	6,950	27,000	3,188	98,973	---	---	98,973
Group Insurance	860,411	---	---	---	860,411	---	---	860,411
Cemetery Perpetual	---	---	---	9,000	9,000	---	---	9,000
<b>Totals</b>	<b>5,891,461</b>	<b>1,802,683</b>	<b>1,670,168</b>	<b>521,954</b>	<b>9,886,266</b>	<b>1,925,418</b>	<b>1,608,902</b>	<b>13,420,586</b>
Less: General	---	---	---	(700)	(700)	---	---	(700)
: Water/Sewer	---	(198,531)	---	(100,900)	(299,431)	---	---	(299,431)
: Mozingo Recreation	---	(27,287)	---	---	(27,287)	---	---	(27,287)
: Central Garage	(61,835)	(6,950)	(27,000)	(3,188)	(98,973)	---	---	(98,973)
: Group Insurance	(813,305)	---	---	---	(813,305)	---	---	(813,305)
: Cemetery Perpetual	---	---	---	(9,000)	(9,000)	---	---	(9,000)
<b>Grand Totals</b>	<b>\$ 5,016,321</b>	<b>\$ 1,569,915</b>	<b>\$ 1,643,168</b>	<b>\$ 408,166</b>	<b>\$ 8,637,570</b>	<b>\$ 1,925,418</b>	<b>\$ 1,608,902</b>	<b>\$ 12,171,890</b>

**% of Total Expenses      41.21%      12.90%      13.50%      3.35%      70.96%      15.82%      13.22%      100.00%**

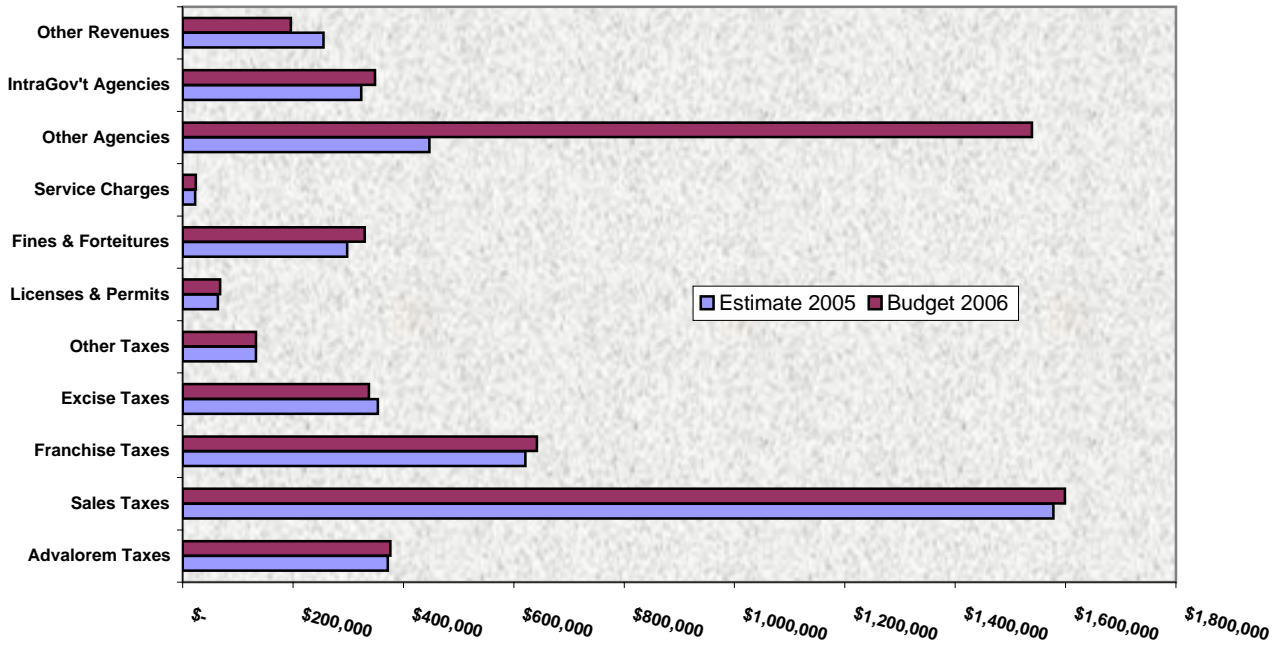


# Financial Overview

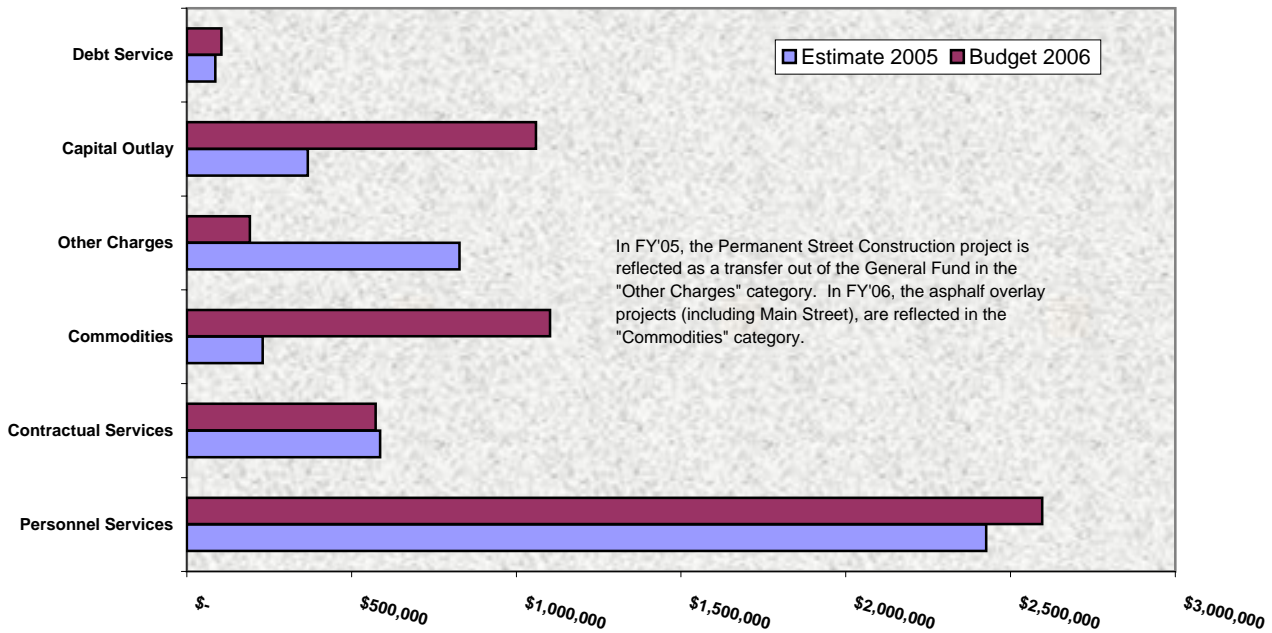




**General Fund Revenue Comparison**



**General Fund Expenditure Comparison**





**DEBT ACTIVITY - LEASES  
FISCAL YEAR 2006 BUDGET**

<b>Fund</b>	<b>Description</b>	<b>Balance 10-01-05</b>	<b>Additions</b>	<b>Principal Payments</b>	<b>Balance 09-30-06</b>	<b>Interest</b>	<b>Total Payment</b>	<b>Final Payment</b>
<b><u>Water/Sewer</u></b>								
Water Adm	PWSD #1 Note Pay	131,911	---	(12,423)	119,488	7,577	20,000	03/01/14
Water Treat	Generator	339,784	---	(67,963)	271,821	11,427	79,390	05/26/10
Water Maint	Loader & Backhoe	8,853	---	(8,853)	---	73	8,926	01/31/06
Sewer Maint	Sewer Jet/Vac	205,015	---	(43,604)	161,411	6,758	50,362	02/28/10
Sewer Maint	Loader & Backhoe	8,853	---	(8,853)	---	73	8,926	01/31/06
Sewer Maint	Lift Station	100,837	---	(75,562)	25,275	1,989	77,551	01/15/07
Sewer Maint	Lift Station	---	400,000	(6,138)	393,862	9,241	15,379	03/15/26
	<b>Totals</b>	<b>795,253</b>	<b>400,000</b>	<b>(223,396)</b>	<b>971,857</b>	<b>37,138</b>	<b>260,534</b>	
<b><u>Mozingo Recreation</u></b>								
Golf Maint	Equipment	27,869	---	(18,323)	9,546	1,076	19,399	04/20/07
Clubhouse	Golf carts (operating)	151,979	---	(21,529)	130,450	8,053	29,582	03/15/08
Clubhouse	Facility	177,140	---	(90,268)	86,872	6,924	97,192	08/19/07
	<b>Totals</b>	<b>356,988</b>	<b>---</b>	<b>(130,120)</b>	<b>226,868</b>	<b>16,053</b>	<b>146,173</b>	
<b><u>General</u></b>								
Public Safety	Dictaphone	6,218	---	(6,218)	---	429	6,647	07/02/06
Public Safety	Police vehicles (3)	52,922	---	(19,290)	33,632	1,486	20,776	05/04/08
Street Dept	Loader	26,027	---	(17,221)	8,806	547	17,768	03/17/07
Street Dept	Street Sweeper	77,565	---	(24,935)	52,630	2,375	27,310	09/10/08
Street Dept	Grader	57,501	---	(25,983)	31,518	1,643	27,626	11/10/07
Airport Maint	Courtsey van	6,869	---	(4,818)	2,051	140	4,958	02/02/07
	<b>Totals</b>	<b>227,102</b>	<b>---</b>	<b>(98,465)</b>	<b>128,637</b>	<b>6,620</b>	<b>105,085</b>	
<b><u>Parks &amp; Recreation</u></b>								
Admin	South Beal Lighting	35,658	---	(20,146)	15,512	796	20,942	06/15/07
Comm Center	Equipment	21,420	---	(21,420)	---	260	21,680	04/15/06
	<b>Totals</b>	<b>57,078</b>	<b>---</b>	<b>(41,566)</b>	<b>15,512</b>	<b>1,056</b>	<b>42,622</b>	
	<b>GRAND TOTALS</b>	<b>\$ 1,436,421</b>	<b>\$ 400,000</b>	<b>\$ (493,547)</b>	<b>\$ 1,342,874</b>	<b>\$ 60,867</b>	<b>\$ 554,414</b>	

**DEBT ACTIVITY - BONDS  
FISCAL YEAR 2006 BUDGET**

Fund	Description	Balance 10-01-05	Payments	Balance 09-30-06	Interest	Total Payment
<b><u>Water/Sewer</u></b>						
Admin	'02 Refunding Rev Bonds	\$ 1,275,000	\$ (360,000)	\$ 915,000	\$ 47,400	\$ 407,400
Admin	'99 Revenue Bonds	4,260,000	(85,000)	4,175,000	231,260	316,260
		<u>5,535,000</u>	<u>(445,000)</u>	<u>5,090,000</u>	<u>278,660</u>	<u>723,660</u>
<b><u>Debt Retirement</u></b>						
	'99 G.O. Refunding Bonds	995,000	(120,000)	875,000	38,248	158,248
	'01 G.O. Bonds	2,170,000	(70,000)	2,100,000	101,380	171,380
		<u>\$ 3,165,000</u>	<u>\$ (190,000)</u>	<u>\$ 2,975,000</u>	<u>\$ 139,628</u>	<u>\$ 329,628</u>

---

# Maryville At A Glance

---

## Location

The City is located in Nodaway County, in the northwest corner of the state, approximately 95 miles north of Kansas City, Missouri. The 4.4 square mile area has a population of 10,581, plus an additional university student body of 6,500.

## City Government

The City of Maryville is a third class city that operates under the Council/Manager form of city government. The voters elect five of their fellow citizens to the City Council for overlapping three year terms. The Council, in turn, selects one of its members to serve as Mayor for a one year term. The City holds regular public meetings every second and fourth Mondays of each month.

Citizens of Maryville are offered many recreational activities, such as a highly regarded 18-hole public golf course along the 1,000 acre Lake Mozingo, which also provides camping, fishing, boating, swimming, etc. The Parks and Recreation department operates the aquatic center and the newly constructed (2003) Community Center facility which offers aerobics classes, a weight room, elevated walking track, basketball courts, etc.

## Utilities

The City provides water and sewage treatment to its residents. Electric and natural gas services are provided by Aquila, and phone service is from Sprint. Trash collection is contracted from a variety of private companies.

## Educational Institutions

Maryville has been the home of Northwest Missouri State University since 1905, a state-assisted, four-year regional university, with a recognized tradition of quality education. Northwest also features the Missouri Academy, an accelerated residential program for Missouri high school-age students academically talented in science and math.

The Maryville R-II School system includes an elementary, middle, high and technical school with a combined enrollment of 1,874. All facilities have an Accredited rating, the highest obtainable under the Missouri School Improvement Program.

## Educational Institutions, continued

Parents also have the opportunity to send their children to either Horace Mann Laboratory School (K-6) or St. Gregory's Barbarigo Catholic School (K-8).

## Medical Facilities

St. Francis Hospital & Health Services is a full-service, fully-accredited health care organization located in Maryville, Missouri. Its tradition of providing quality, compassionate medical care to the residents of Northwest Missouri began in 1894 – and has continued for more than 100 years.

The organization encompasses an 81-bed hospital; two multi-specialty physician clinics in Maryville; a rural health clinic in Bedford, Iowa; a health clinic in Burlington Jct.; and preschool and child care center.

## Employment

Maryville provides a unique blend of small town living with the amenities of a much larger community, offering a diverse employment base of jobs in agriculture, education and industry.

Maryville and Nodaway County benefit from a mix of employers including manufacturers, a state university, a hospital and a state correctional center. The diversity of these employers contributes to a stable economy.